

Statement of Votes

for the *Minto* By-Election
June 22, 2004

& for the *Turtle Mountain* By-Election
June 29, 2004





Statement of Votes

2004 By-elections

**Minto
&
Turtle Mountain**

CONTACT US:

Main Floor, 200 Vaughan Street
Winnipeg, Manitoba Canada
R3C 1T5

Phone: (204) 945-3225

Toll-free: 1 (800) 282-8069

Email: elections@elections.mb.ca

Web: www.electionsmanitoba.ca

TABLE OF CONTENTS

- Minto & Turtle Mountain By-elections 5**
 - Voter Registration5
 - Nominations6
 - Voting7
 - Special Voting7
 - Registered Parties9
 - Summary of Votes Received9
 - Summary of Results10
 - Standing of Parties10
- Maps & Poll by Poll Results 11**
 - Minto13
 - Turtle Mountain15

Minto & Turtle Mountain By-elections

Section 142(2) of *The Elections Act* requires that the Chief Electoral Officer publish a book containing poll by poll results of an election. This publication sets out the results of the by-elections held in 2004 in the electoral divisions of Minto and Turtle Mountain.

On May 21, 2004, the Chief Electoral Officer issued the writ of election to the Returning Officer for the electoral division of Minto, Deborah Gay-de Vries, pursuant to Order in Council number 201/2004. The member for the electoral division had resigned her seat earlier that day. Nominations were set to close on June 8, 2004 and the by-election was directed to take place on June 22, 2004.

One week later, on May 28, 2004, the Chief Electoral Officer issued the writ of election to the Returning Officer for the electoral division of Turtle Mountain, Ruth Vines, pursuant to Order in Council number 220/2004. The member for the electoral division had resigned his seat earlier in the week. Nominations were set to close on June 15, 2004 and the by-election was directed to take place on June 29, 2004.

The boundaries of both electoral divisions were the same as in the 2003 provincial general election as established in 1999 under *The Electoral Divisions Act* based on the Report of the 1998 Electoral Divisions Boundaries Commission. Maps showing the electoral division boundaries and polling subdivision boundaries are included in this report.

Voter Registration

A total of 11,129 eligible voters were registered in Minto and 12,267 were registered in Turtle Mountain. In Minto, 92.19% of these voters were placed on the voters list during enumeration, held from May 24 to June 5. In Turtle Mountain, 99.38% were placed on the voters list during enumeration, held from May 31 to June 12. During revision 499 additional voters were registered in Minto, or just over 4.48% of the total voters, and 42 were registered in Turtle Mountain or 0.34%. The balance of 371 voters or just over 3.33% of the total registered voters in Minto were sworn on to the poll on polling day. Thirty-five voters or 0.28 percent were sworn on in Turtle Mountain. An eligible voter must take the required oath and produce the required identification to swear on to the voters list. The following table details voter registration.

Voter Registration

MINTO		
Method of Registration	Number of Voters	%
Enumeration	10,259	(92.19)
Revision*	499	(4.48)
Sworn on at polls	371	(3.33)
Total	11,129	(100.00)

*Net amount of all additions and deletions at revision plus personal security voter.

Voter Registration

TURTLE MOUNTAIN		
Method of Registration	Number of Voters	%
Enumeration	12,191	(99.38)
Revision*	41	(0.34)
Sworn on at polls	35	(0.28)
Total	12,267	(100.00)

*Net amount of all additions and deletions at revision.

Nominations

In Minto, nominations closed at 1:00 p.m. on June 8 with four candidates having been nominated. In Turtle Mountain, nominations closed at 1:00 p.m. on June 15 with three candidates having been nominated. The following table shows the nominated candidates and the registered political party which endorsed each of the candidates.

Minto

Candidate	Political Party
Carr, Cheryl-Anne	CPC-M
Wayne Helgason	Liberal/Libéral
David Laurence	PC Manitoba
Andrew Swan	NDP

Turtle Mountain

Candidate	Political Party
Cliff Cullen	PC Manitoba
Bev Leadbeater	Liberal/Libéral
Betty Storie	NDP

Voting

Voter turnout for Minto was 47.18%. Voter turnout for Turtle Mountain was 47.09%. The following table shows the total number of voters and the methods by which they voted.

MINTO		
Voting Opportunity	Total	%
Absentee	7	(0.13)
Advance	252	(4.80)
Homebound	40	(0.76)
Institutional Polls	220	(4.19)
Regular polls	4732	(90.12)
Total	5251	(100.00)

TURTLE MOUNTAIN		
Voting Opportunity	Total	%
Absentee	12	(0.21)
Advance	220	(3.80)
Homebound	8	(0.14)
Institutional Polls	172	(2.98)
Regular polls	5364	(92.87)
Total	5776	(100.00)

Of the ballots cast there were 33 rejected and 10 declined in Minto, and eight rejected and four declined in Turtle Mountain. This equates to 0.63% of the ballots cast being rejected and less than 0.2% being declined in Minto, and 0.14% of the ballots cast being rejected and less than 0.1% being declined in Turtle Mountain.

Special Voting

In addition to the regular polls, Manitoba voters are able to vote at advance polls, homebound polls, absentee polls, institutional polls, and through personal security protection voting. All of these voting methods are considered special voting opportunities. During the by-elections, these voting opportunities were well utilized.

Minto

Advance polls—If it isn't convenient for a voter to get to the poll on election day, he or she can use an advance poll. During the Minto by-election, advance polls were held from June 14 to June 19 and 4.8% of the total ballots cast were cast during this time.

Absentee Voting—Any qualified elector who will be away during advance polls and on polling day may take advantage of the absentee poll. During this by-election seven or 0.13% of the total votes were cast at the absentee polls.

Homebound Voting—As in all elections, homebound voting was well received by the voters who are unable to go to the polls because of a physical disability. The number of people utilizing this voting opportunity was 40 or 0.76% of the total votes cast.

Personal Security Protection Voting—Since June of 1995 *The Elections Act* provides for people to have their name and other personal information either obscured or omitted from the voters list in order to protect the voter's personal security. During this by-election there was one voter who applied to vote under the personal security provision.

Voting in Institutions—Within the electoral division of Minto there were two institutional moving polls. These polls traveled to the personal care homes and seniors residences located in the electoral division.

Turtle Mountain

Advance polls—During the by-election, advance polls were held from June 21 to June 26 and 3.80% of the total ballots cast were cast during this time.

Absentee Voting—Any qualified elector who will be away during advance polls and on polling day may take advantage of the absentee poll. During this by-election 12 or 0.21% of the total votes were cast at the absentee polls.

Homebound Voting—As in all elections, homebound voting was well received by the voters who are unable to go to the polls because of a physical disability. The number of people utilizing this voting opportunity was 8 or 0.14% of the total votes cast.

Personal Security Protection Voting—Since June of 1995 *The Elections Act* provides for people to have their name and other personal information either obscured or omitted from the voters list in order to protect the voter's personal security. During this by-election there were no voters who applied to vote under the personal security provision.

Voting in Institutions—Within the electoral division of Turtle Mountain there were three institutional moving polls. These polls traveled to the hospitals and personal care homes located in the electoral division.

Registered Parties

At the time of the by-elections, there were six registered political parties in the province.

Registered Political Parties at the Time of the Call of the Minto and Turtle Mountain By-elections

Political Party	Date of Registration
Communist Party of Canada - Manitoba	Manitoba April 30, 1999
Manitoba Liberal Party	December 12, 1980
Libertarian Party of Manitoba	March 9, 1988
New Democratic Party of Manitoba	November 17, 1980
The Green Party of Manitoba	August 17, 1999
The Progressive Conservative Party of Manitoba	November 25, 1980

Summary of Votes Received

The following tables indicate the name, political party endorsement, the number of votes received and the percentage of the total valid ballots cast for each of the candidates.

MINTO			
Candidates	Party	Votes Received	Percent of Votes Cast
Cheryl-Anne Carr	CPC-M	113	2.15%
Wayne Helgason	Lib.	1,616	30.78%
David Laurence	PC	631	12.02%
Andrew Swan	NDP	2,848	54.23%

TURTLE MOUNTAIN			
Candidates	Party	Votes Received	Percent of Votes Cast
Cliff Cullen	PC	3,632	62.88%
Bev Leadbeater	Lib.	1,084	18.77%
Betty Storie	NDP	1,048	18.14%

Legend

CPC-M	Communist Party of Canada - Manitoba
Lib.	Manitoba Liberal Party
NDP	New Democratic Party of Manitoba
PC	The Progressive Conservative Party of Manitoba

Summary of Results

The following chart provides a summary of the results. The member elected for the Minto electoral division was NDP candidate Andrew Swan. The member elected for the Turtle Mountain electoral division was PC candidate Cliff Cullen.

The Chief Electoral Officer received the return of the writ for Minto on July 6 and published notice of the return in the Manitoba Gazette on July 17, 2004.

The writ for Turtle Mountain was returned to the Chief Electoral Officer on July 13 and published in the Manitoba Gazette on July 24, 2004.

MINTO Member Elected	Registered Voters	Votes Cast	Turn- out	CPC-M	Lib.	NDP	PC	Rejected	Declined	Plurality
Andrew Swan (NDP)	11,129	5,251	47.18%	113	1,616	2,848	631	33	10	1,232

TURTLE MOUNTAIN Member Elected	Registered Voters	Votes Cast	Turn- out	Lib.	NDP	PC	Rejected	Declined	Plurality
Cliff Cullen (PC)	12,267	5,776	47.09%	1,084	1,048	3,632	8	4	2,548

Standing of Parties

The results of these by-elections did not change the standings of the parties in the Legislative Assembly. The standings for the six registered political parties remain as they were following the 38th Provincial General Election held on June 3, 2003 and are listed below.

New Democratic Party of Manitoba	35
The Progressive Conservative Party of Manitoba	20
Manitoba Liberal Party	2
Communist Party of Canada - Manitoba	0
Libertarian Party of Manitoba	0
Manitoba Party	0
The Green Party of Manitoba	0
Total	57

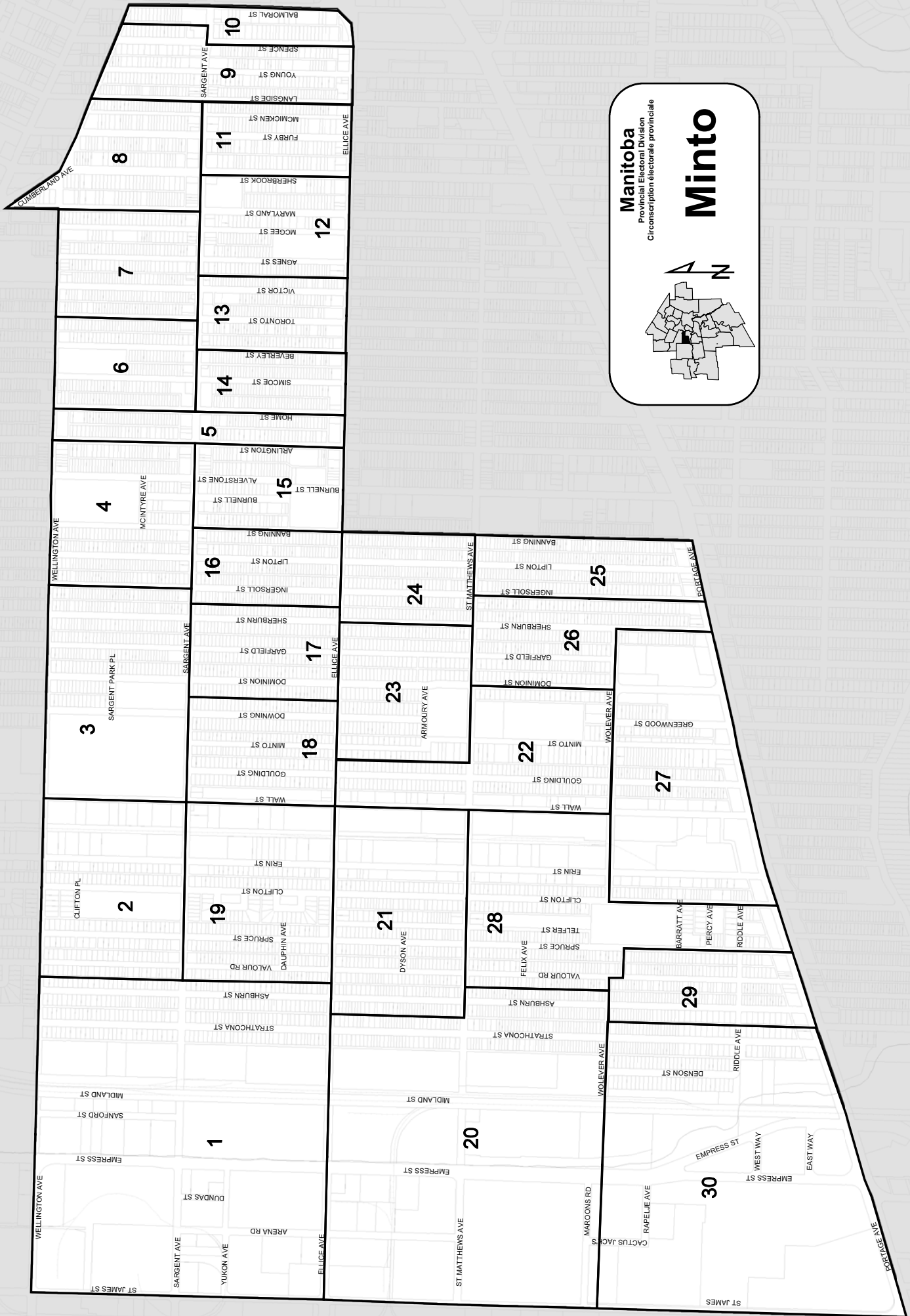
By-elections 2004

Polling Subdivision Maps

&

Poll by Poll Results

* Polling subdivision boundary descriptions are not included in this report but are available from Elections Manitoba.



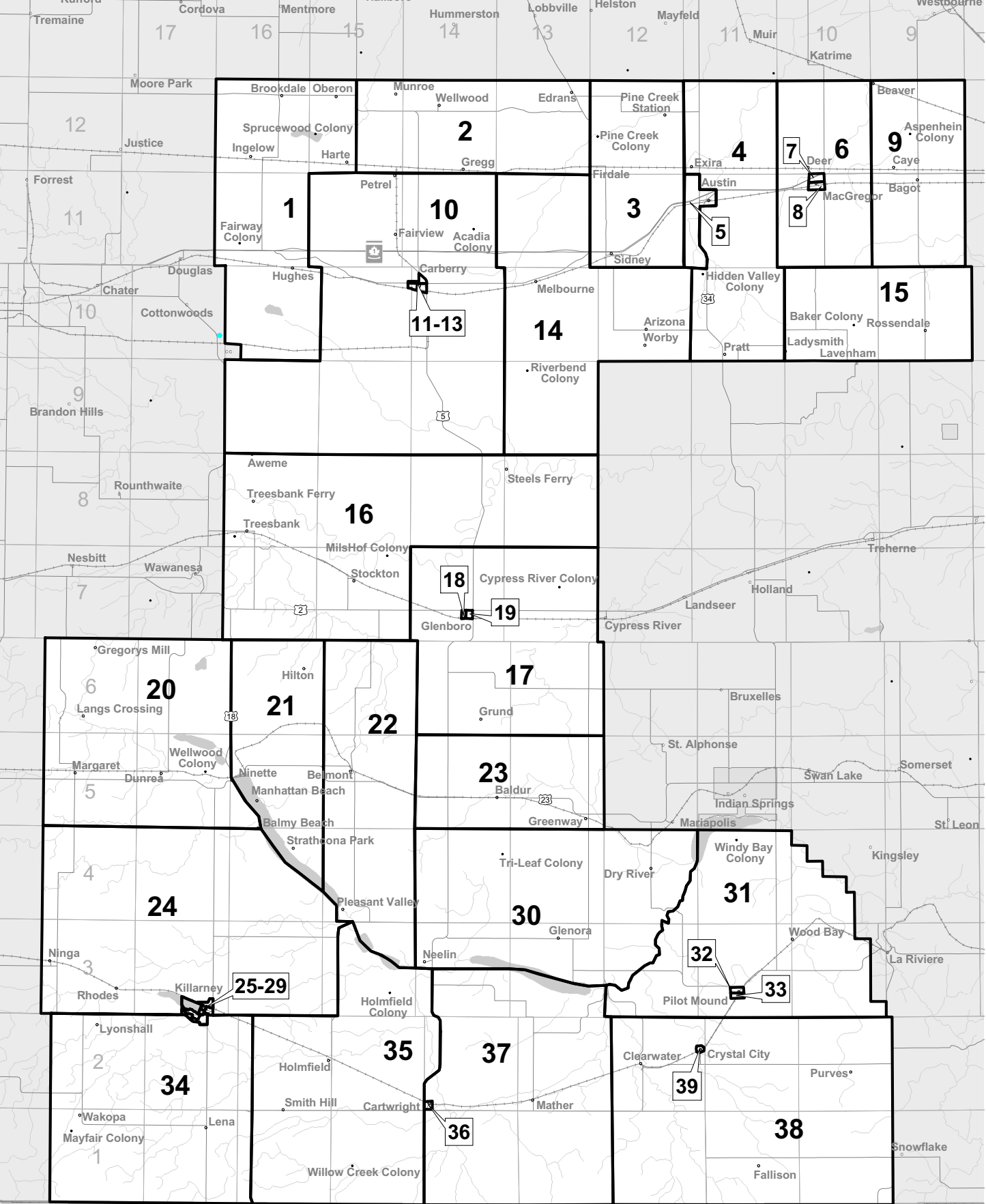
Manitoba
 Provincial Electoral Division
 Circonscription électorale provinciale

Minto

A north arrow is located below the inset map.

Minto

Poll	Polling Place	Cheryl-Anne Carr CPC-M	Wayne Heigason Lib.	David Laurence PC	Andrew Swan NDP	Rejected	Declined	Total Ballots Cast	Total No of Reg Voters
1	Clifton School	1	58	19	88	1	0	167	389
2	Clifton School	4	42	16	97	3	0	162	315
3	Sargent Park School	6	78	11	106	1	0	202	429
4	Daniel McIntyre Collegiate	6	56	24	91	1	1	179	368
5	Daniel McIntyre Collegiate	1	31	10	62	1	0	105	294
6	Wellington School	4	47	10	110	1	0	172	346
7	Wellington School	5	66	12	86	1	0	170	437
8	Wellington School	4	61	9	79	3	0	156	419
9	Saigon Centre	3	55	14	66	2	0	140	378
10	Saigon Centre	3	47	10	64	2	0	126	424
11	John M King School	7	43	19	59	1	0	129	364
12	John M King School	5	52	13	59	0	0	129	354
13	John M King School	5	32	14	39	2	0	92	294
14	John M King School	2	50	13	42	0	0	107	332
15	General Wolfe School	0	22	16	54	0	0	92	160
16	General Wolfe School	5	41	23	121	0	0	190	344
17	Sargent Park School	3	68	18	88	0	0	177	363
18	Sargent Park School	5	49	10	88	0	0	152	282
19	Clifton School	3	57	20	108	0	0	188	368
20A	St Patrick St Jude Church Hall	4	13	7	32	0	0	56	131
20B	St Patrick St Jude Church Hall	6	34	16	75	1	1	133	295
21A	Clifton School	2	24	9	59	0	3	97	196
21B	Clifton School	2	12	15	69	1	0	99	249
22	Thistle Curling Club	1	56	21	89	0	0	167	354
23	General Wolfe School	1	53	20	98	0	0	172	410
24	General Wolfe School	5	39	14	83	1	0	142	327
25	Thistle Curling Club	3	43	15	71	0	0	132	350
26	Thistle Curling Club	1	49	30	114	3	0	197	400
27	St Patrick St Jude Church Hall	2	25	18	88	1	0	134	298
28	St Patrick St Jude Church Hall	3	36	33	112	3	0	187	389
29	St Patrick St Jude Church Hall	4	40	25	107	0	0	176	362
30	St Patrick St Jude Church Hall	1	56	48	100	0	0	205	354
IMP-1	Winnipeg	1	47	23	58	0	2	131	188
IMP-2	Winnipeg	3	25	23	33	2	3	89	165
Adv-1	Returning Office	1	65	13	73	1	0	153	-
Adv-2	Thistle Curling Club	0	26	13	60	0	0	99	-
Absentee		0	0	3	3	1	0	7	-
Homebound		1	18	4	17	0	0	40	-
Personal Security Voters		-	-	-	-	-	-	-	1
Total:		113	1616	631	2848	33	10	5251	11129

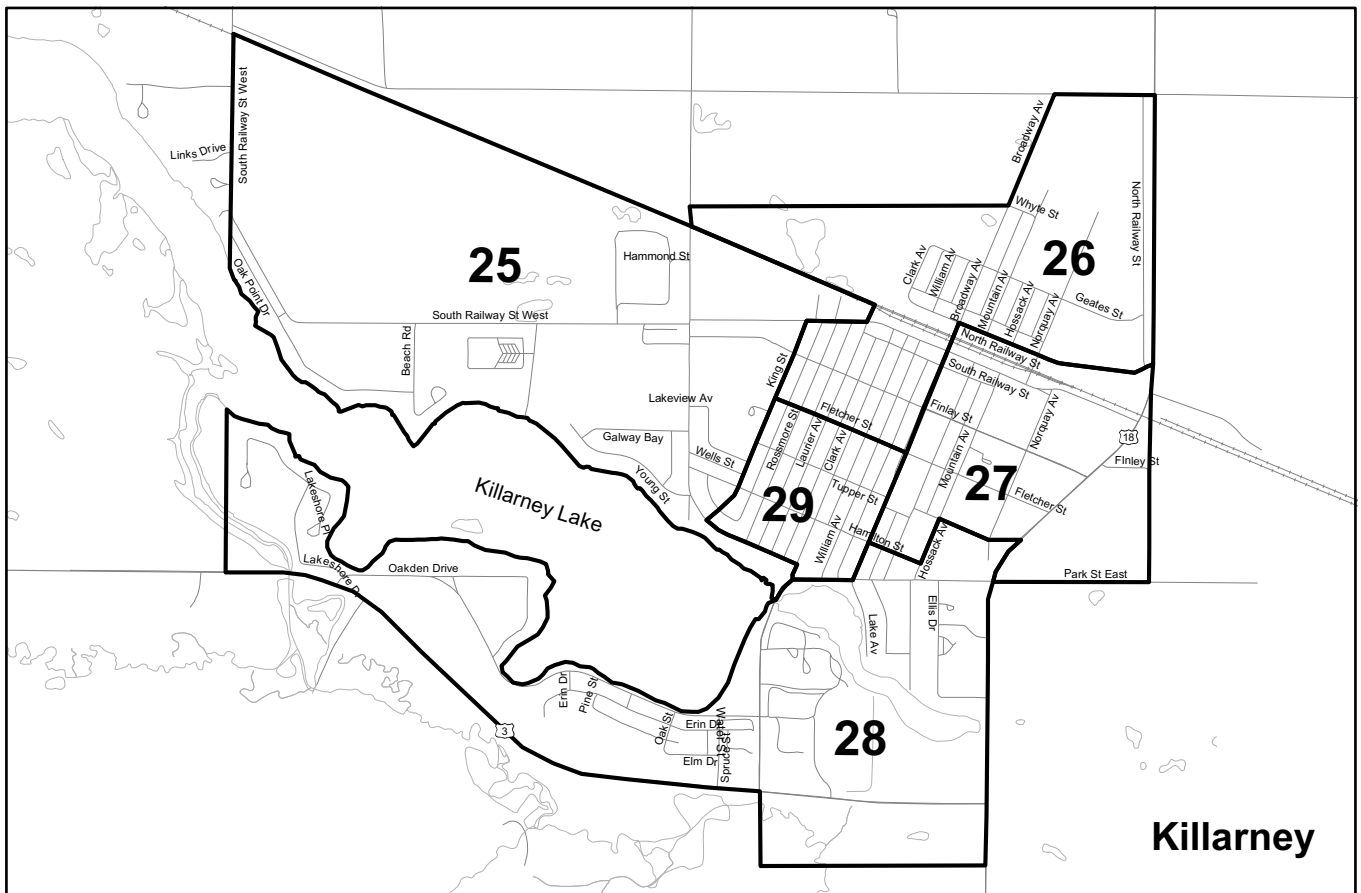


Manitoba
 Provincial Electoral Division
 Circonscription électorale provinciale

Turtle Mountain

Turtle Mountain

Poll	Polling Place	Cliff Cullen PC	Bev Leadbeater Lib.	Betty Storie NDP	Rejected	Declined	Total Ballots Cast	Total No of Reg Voters
1	Brookdale Drop-in Centre	36	20	11	0	0	67	300
2	Wellwood Community Hall	50	10	20	0	0	80	245
3	Sidney Community Centre	100	14	13	0	0	127	325
4	Austin Community Hall	117	4	10	0	0	131	384
5	Austin Community Hall	119	12	18	1	1	151	318
6	MacGregor Memorial Hall	53	12	11	0	0	76	275
7	MacGregor Memorial Hall	98	32	24	0	0	154	328
8	MacGregor Memorial Hall	95	17	17	0	1	130	301
9	MacGregor Memorial Hall	74	12	5	0	0	91	253
10	Carberry Kinsmen Hall	75	12	30	0	0	117	460
11	Carberry Kinsmen Hall	77	14	41	0	0	132	296
12	Carberry Kinsmen Hall	75	30	59	0	0	164	404
13	Carberry Kinsmen Hall	56	26	49	0	0	131	323
14	Sidney Community Centre	60	5	15	0	0	80	265
15	Rossendale Community Centre	56	5	9	0	0	70	208
16A	Treesbank Community Hall	64	3	1	0	0	68	174
16B	Glenboro Raystone Memorial Centre	92	6	11	0	0	109	199
17	Glenboro Raystone Memorial Centre	85	2	5	0	0	92	251
18	Glenboro Raystone Memorial Centre	120	7	25	1	0	153	230
19	Glenboro Raystone Memorial Centre	132	5	17	0	0	154	231
20	RM of Riverside Municipal Complex	84	14	26	0	0	124	289
21	Ninette Centennial Hall	118	27	39	1	0	185	360
22	Belmont Community Hall	114	26	33	1	0	174	331
23	Baldur Community Hall	119	41	54	0	0	214	412
24	New Life Assembly Church	117	15	39	0	0	171	347
25	New Life Assembly Church	172	16	55	0	0	243	368
26	New Life Assembly Church	115	19	59	0	1	194	367
27	New Life Assembly Church	84	14	31	0	0	129	271
28	New Life Assembly Church	88	15	47	0	0	150	308
29	New Life Assembly Church	115	17	55	0	0	187	312
30	Glenora Curling Rink	73	29	18	0	0	120	260
31	Pilot Mound Fellowship Centre	82	60	13	1	0	156	293
32	Pilot Mound Fellowship Centre	27	83	17	0	0	127	229
33	Pilot Mound Fellowship Centre	26	71	17	0	0	114	202
34	New Life Assembly Church	106	11	12	0	0	129	301
35	Cartwright Centennial Auditorium	44	11	9	0	0	64	349
36	Cartwright Centennial Auditorium	57	37	19	0	0	113	212
37	Mather Hall	64	57	8	0	0	129	284
38	Crystal City Community Hall	81	80	10	0	0	171	389
39	Crystal City Community Hall	76	110	7	0	0	193	301
IMP-1	Carberry / MacGregor / Glenboro	24	9	10	0	1	44	93
IMP-2	Killarney	35	12	17	1	0	65	113
IMP-3	Baldur / Cartwright / Pilot Mound / Crystal City	27	20	14	2	0	63	106
Adv-1	Returning Office	51	36	8	0	0	95	0
Adv-2	Raystone Memorial Centre	27	0	1	0	0	28	0
Adv-3	MacGregor Memorial Hall	20	2	9	0	0	31	0
Adv-4	Carberry Municipal Office	9	1	6	0	0	16	0
Adv-5	Killarney Civic Centre	31	1	18	0	0	50	0
Absentee		8	0	4	0	0	12	-
Homebound		4	2	2	0	0	8	-
Personal Security Voters		-	-	-	-	-	-	0
Total:		3632	1084	1048	8	4	5776	12267



Manitoba
 Provincial Electoral Division
 Circonscription électorale provinciale

Turtle Mountain