

Run Your Own Vote

You can practice voting when you have a decision to make with your family, friends or classmates.

Step One

Choose an issue or decision that is important to you.

Examples:

- ▶ How should our family spend Saturday afternoon?
- ▶ What can my friends and I do to raise money for a local charity?
- ▶ What should we name our new class hamster?

Step Two

Print your ballots and ballot box outline (scroll down to view). You will need to print a ballot for everyone who will be voting.

Step Three

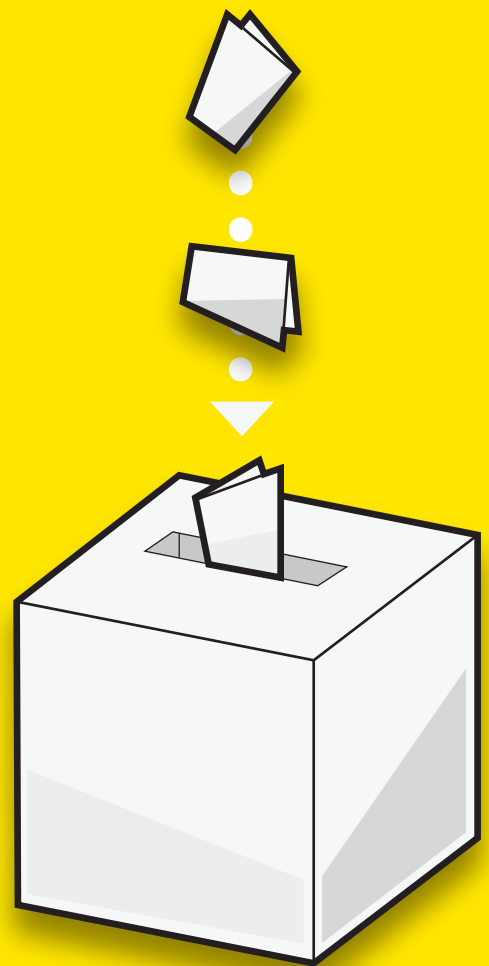
Write out the possible choices for the decision you are making.

Step Four

Give each voter a ballot and have him/her mark an "x" inside the circle next to his/her choice. The voter then folds the ballot and puts it into the ballot box.

Step Five

Empty the ballot box and count the choices. The choice with the most votes wins. If there is a tie, you can vote again on the top two choices in order to make a final decision.



SECRET BALLOT

TOPIC

CHOICE 1

CHOICE 2

CHOICE 3

CHOICE 4

SECRET BALLOT

TOPIC

CHOICE 1

CHOICE 2

CHOICE 3

CHOICE 4

SECRET BALLOT

TOPIC

CHOICE 1

CHOICE 2

CHOICE 3

CHOICE 4

SECRET BALLOT

TOPIC

CHOICE 1

CHOICE 2

CHOICE 3

CHOICE 4

SECRET BALLOT

TOPIC

CHOICE 1

CHOICE 2

CHOICE 3

CHOICE 4

SECRET BALLOT

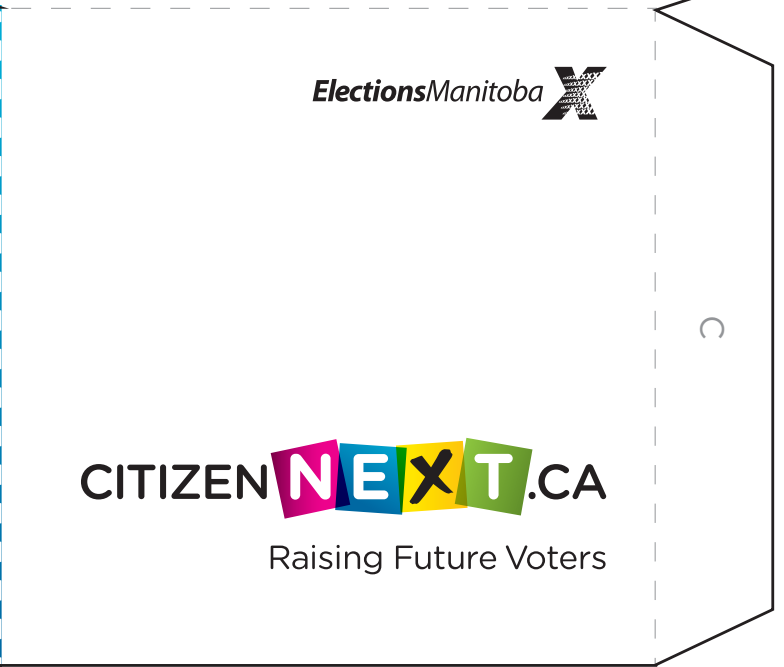
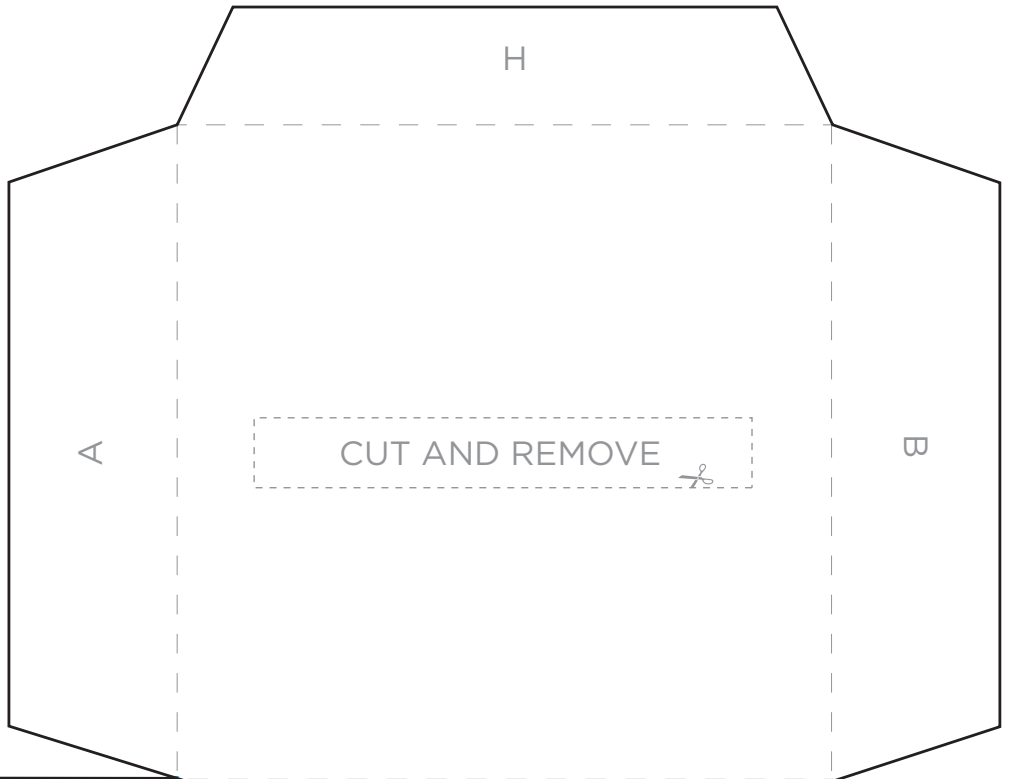
TOPIC

CHOICE 1

CHOICE 2

CHOICE 3

CHOICE 4



B

H

ElectionsManitoba X

ElectionsManitoba X

C

F

E

E

D

G

